
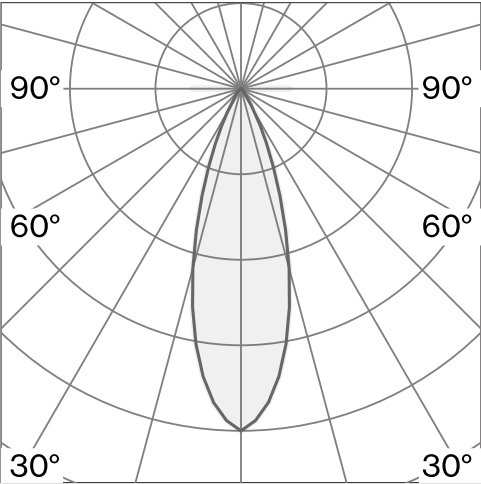




BELL
SUSPENDED
W131

Ceiling suspended luminaire made from die-cast aluminium; surface Jet black; matt texture; RAL 9005; PMMA lens and polycarbonate reflector; lamp socket GU10; lamp type PAR16; Phase-cut dim; light colour 2700 K; CRI ≥ 90; degree of protection IP20; Class 2; textile cable max. 2800 mm and polyamide canopy; lamp included; driver included; light source replaceable by Wastberg+ or by a professional with explicit authorization; control gear not replaceable;




**TECHNICAL
INFORMATION**

Physical	
Material	Shade: Aluminium
IP Rating	IP20
Safety Class	Class II
LED	
Colour Rendering Index	CRI ≥ 90
Lumen Maintenance	L70 / 25000h

More technical information online
wastberg.com/en/products/bell-suspended-w131



**ARTICLE-SPECIFIC
INFORMATION**

Mounting	
Luminous Flux	
Colour Temperature	
Control	
Voltage	
Power	
Weight	
Colour / Finish	
Jet black	

BELL
SUSPENDED
W131

Ceiling	
460 lm	
2700 K	
Phase-cut dim	
110 - 240 V	
6.5 W	
0.6 kg	
Art. No. / EAN code	
131S1900527 / 7330492002255	



BELL
SUSPENDED
W131

Accessories
1-PHASE TRACK ADAPTER White (incl strain relief, max. weight 10kg, no space for driver)
1-PHASE TRACK ADAPTER Black (incl strain relief, max. weight 10kg, no space for driver)
3-PHASE INTRACK ADAPTER White
3-PHASE INTRACK ADAPTER Black
3-PHASE TRACK ADAPTER White (incl strain relief PRO-M510)
3-PHASE TRACK ADAPTER Black (incl strain relief PRO-M510)

Art. No. / EAN code / Price VAT excluded	
TRK-B100201	EUR
TRK-B100501	EUR
TRK-N300201	EUR
TRK-N300501	EUR
TRK-B300201	EUR
TRK-B300501	EUR