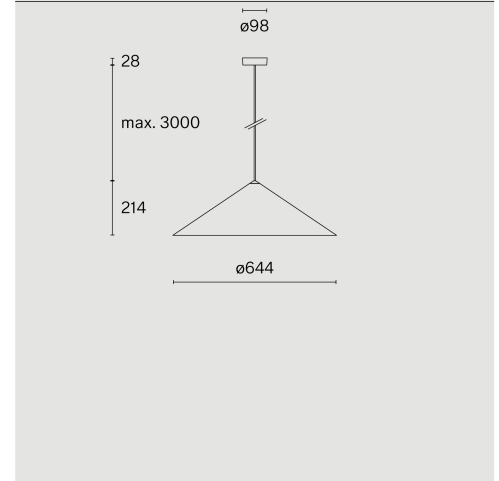
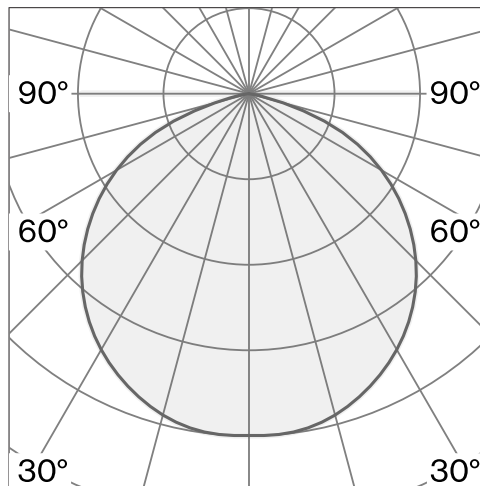



**CONE**  
SUSPENDED M  
W151M3

Ceiling suspended luminaire with shade made from aluminium; polycarbonate canopy; optical system with acrylic diffuser; integrated LED light source; surface Raw aluminium; inclusive cable suspension max. 3000 mm; DALI Push dim; light colour 2700 K;  $\leq 3$  SDCM (initial MacAdam); CRI  $\geq 90$ ; degree of protection IP20; Class 1; driver included; light source replaceable by Wastberg+ or by a professional with explicit authorization; control gear not replaceable;



**TECHNICAL INFORMATION**

<b>Physical</b>	
<b>Material</b>	Shade: Aluminium
<b>IP Rating</b>	IP20
<b>Safety Class</b>	Class I

<b>LED</b>	
<b>Colour Rendering Index</b>	CRI $\geq 90$
<b>Lumen Maintenance</b>	L80 / 50000 h
<b>Macadam Ellipse</b>	$\leq 3$ SDCM (initial MacAdam)

More technical information online  
[wastberg.com/en/products/cone-suspended-m-w151m3](http://wastberg.com/en/products/cone-suspended-m-w151m3)



**ARTICLE-SPECIFIC INFORMATION**

<b>Mounting</b>
<b>Luminous Flux</b>
<b>Colour Temperature</b>
<b>Control</b>
<b>Voltage</b>
<b>Power</b>
<b>Weight</b>

<b>Colour / Finish</b>
Raw aluminium

**CONE**  
SUSPENDED M  
W151M3

<b>Ceiling</b>
603 lm
2700 K
DALI Push dim
220 - 240 V
11.2 W
2.8 kg

<b>Art. No. / EAN code</b>
151M320272 / 7330492017907